

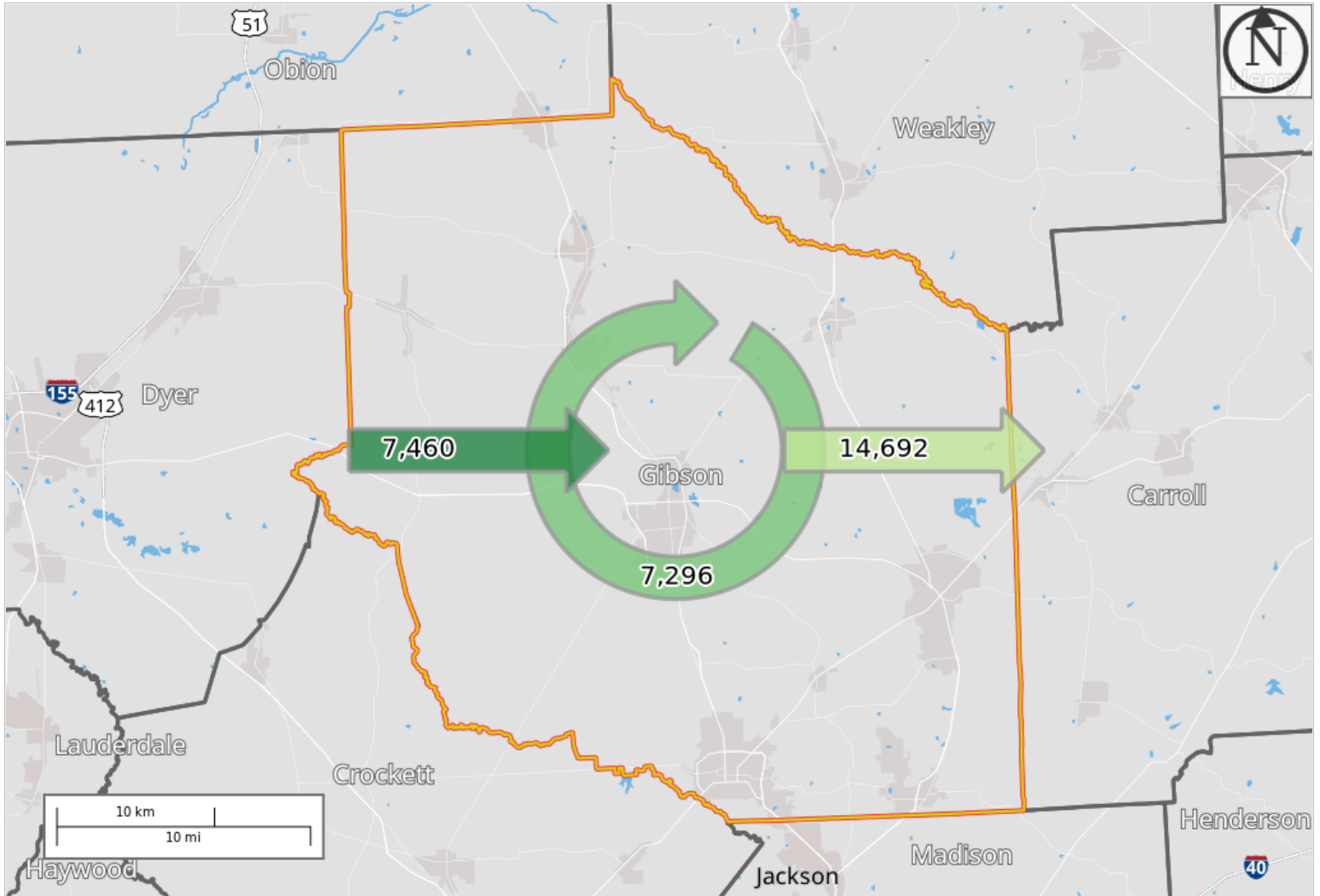
## Inflow/Outflow Analysis

*Worker Flows In, Out, and Within Gibson County, TN*

Created by the U.S. Census Bureau's OnTheMap <https://onthemap.ces.census.gov> on 03/18/2026

### Inflow/Outflow Counts of All Jobs for Selection Area in 2023

All Workers






### Map Legend

#### Selection Areas

 Selection Area

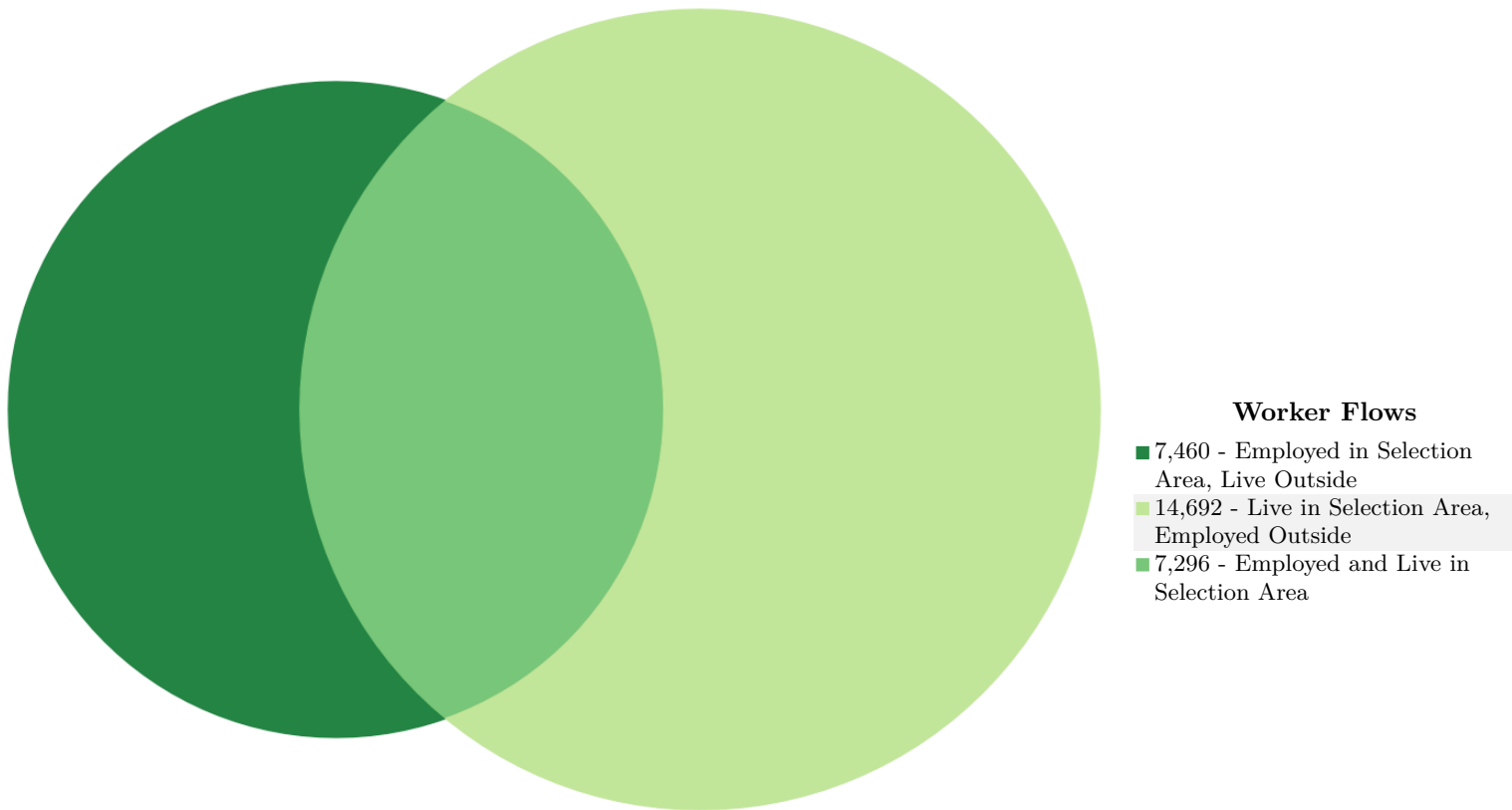
#### Inflow/Outflow

-  Employed and Live in Selection Area
  -  Employed in Selection Area, Live Outside
  -  Live in Selection Area, Employed Outside
- Note: Overlay arrows do not indicate directionality of worker flow between home and employment locations.



## Inflow/Outflow Counts of All Jobs for Selection Area in 2023

### All Workers



## Inflow/Outflow Counts of All Jobs for Selection Area in 2023

### All Workers

Worker Totals and Flows	2023	
	Count	Share
<b>Employed in the Selection Area</b>	14,756	100.0%
<b>Employed in the Selection Area but Living Outside</b>	7,460	50.6%
<b>Employed and Living in the Selection Area</b>	7,296	49.4%
<b>Living in the Selection Area</b>	21,988	100.0%
<b>Living in the Selection Area but Employed Outside</b>	14,692	66.8%
<b>Living and Employed in the Selection Area</b>	7,296	33.2%

## Additional Information

---

### Analysis Settings

<b>Analysis Type</b>	Inflow/Outflow
<b>Selection area as</b>	N/A
<b>Year(s)</b>	2023
<b>Job Type</b>	All Jobs
<b>Selection Area</b>	Gibson County, TN from Counties
<b>Selected Census Blocks</b>	2,461
<b>Analysis Generation Date</b>	03/18/2026 10:38 - OnTheMap 6.25.3
<b>Code Revision</b>	a787b8435f7cb64ae1a530aabfe600a5fe774a1f
<b>LODES Data Vintage</b>	8.4 (20251202_1657)

### Data Sources

Source: U.S. Census Bureau, OnTheMap Application and LEHD Origin-Destination Employment Statistics (Beginning of Quarter Employment, 2nd Quarter of 2002-2023).

### Notes

1. Race, Ethnicity, Educational Attainment, and Sex statistics are beta release results and are not available before 2009.
2. Educational Attainment is only produced for workers aged 30 and over.
3. Firm Age and Firm Size statistics are beta release results for All Private jobs and are not available before 2011.