

COMMUNITY PROFILE

Madison County, TN
Geography: County

98,822	0.00%	2.38	60.6	38.9	\$53,408	\$162,691	\$93,702	21.9%	60.4%	17.7%
Population Total	Population Growth	Average HH Size	Diversity Index	Median Age	Median HH Income	Median Home Value	Median Net Worth	Age <18	Age 18-64	Age 65+



17.9%
Services

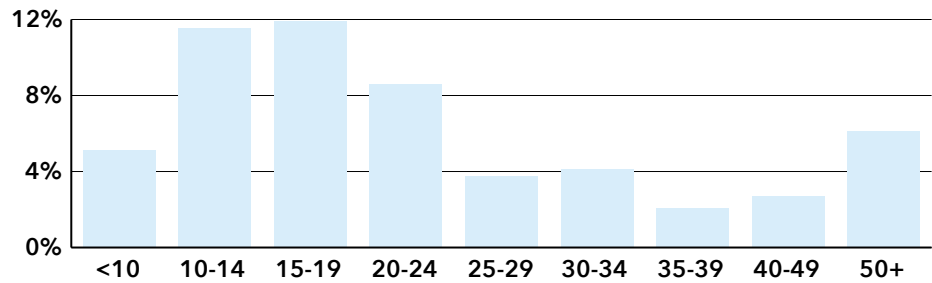


24.5%
Blue Collar

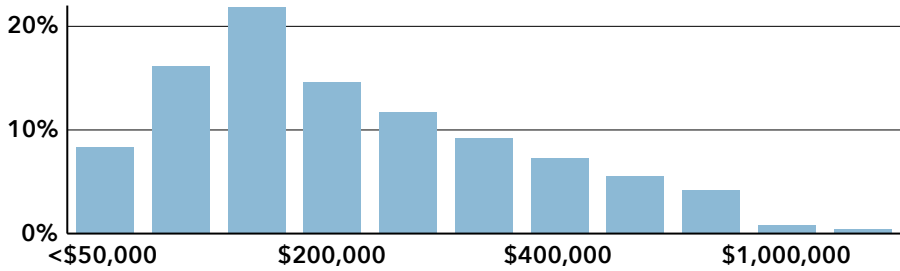


57.6%
White Collar

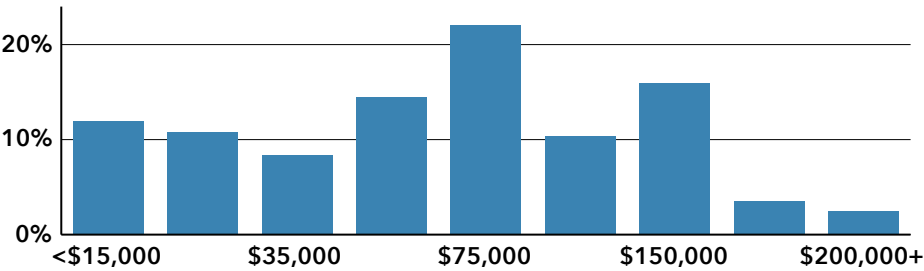
Mortgage as Percent of Salary



Home Value



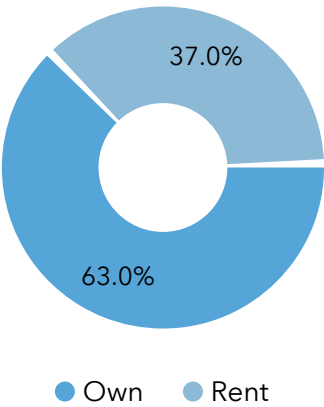
Household Income



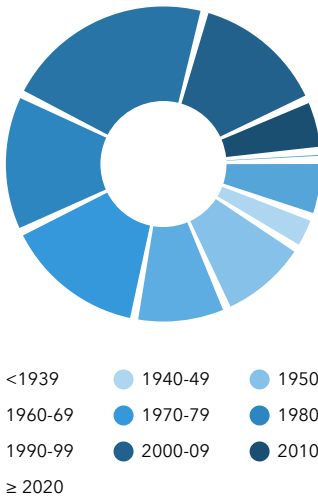
Age Profile: 5 Year Increments



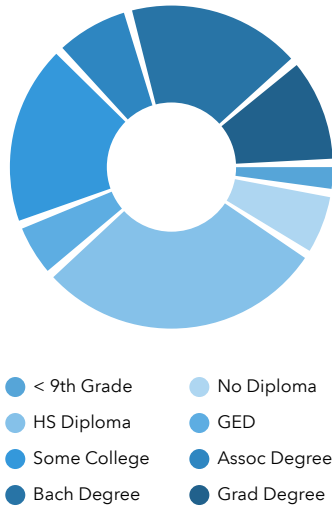
Home Ownership



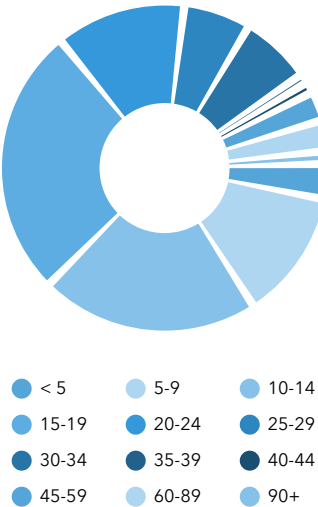
Housing: Year Built



Educational Attainment



Commute Time: Minutes



Source: Esri, ACS. Esri forecasts for 2022, 2017-2021, 2027.

Dots show comparison to Tennessee