

COMMUNITY PROFILE

Henderson County, TN
Geography: County

27,761	-0.13%	2.40	28.8	42.3	\$52,656	\$134,299	\$124,167	21.1%	59.3%	19.6%
Population Total	Population Growth	Average HH Size	Diversity Index	Median Age	Median HH Income	Median Home Value	Median Net Worth	Age <18	Age 18-64	Age 65+



13.4%
Services

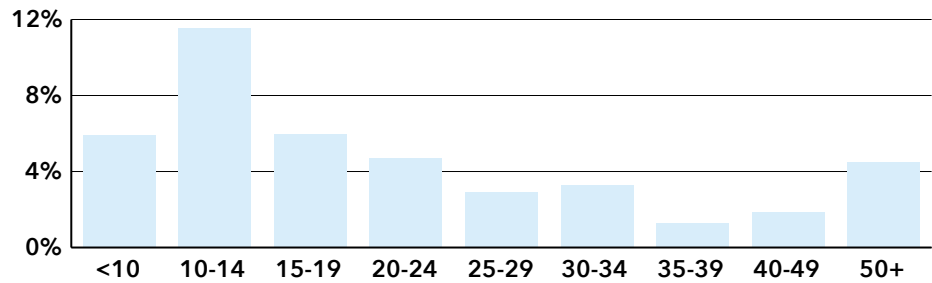


35.8%
Blue Collar

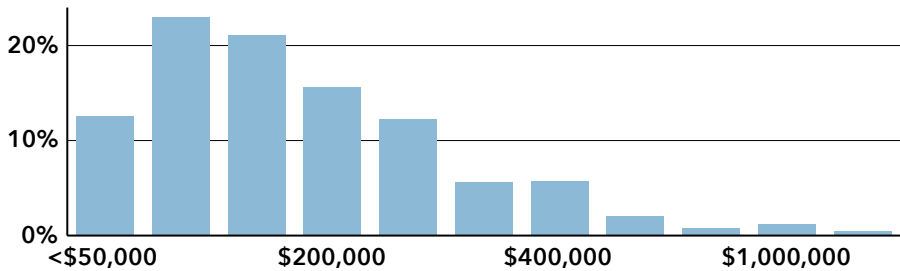


50.9%
White Collar

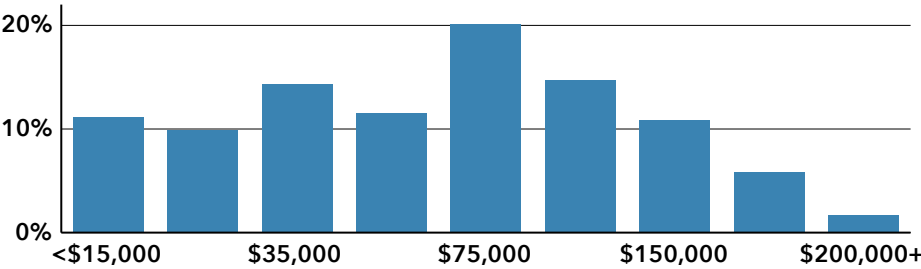
Mortgage as Percent of Salary



Home Value



Household Income

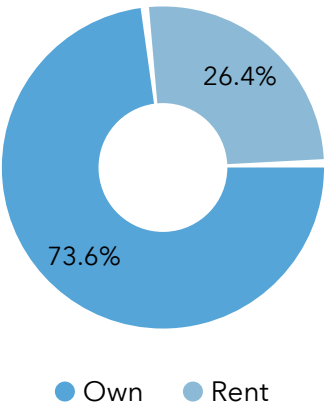


Age Profile: 5 Year Increments

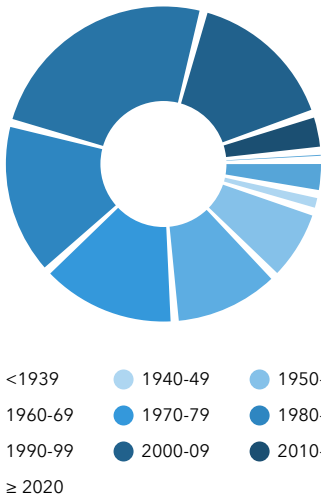


Dots show comparison to Tennessee

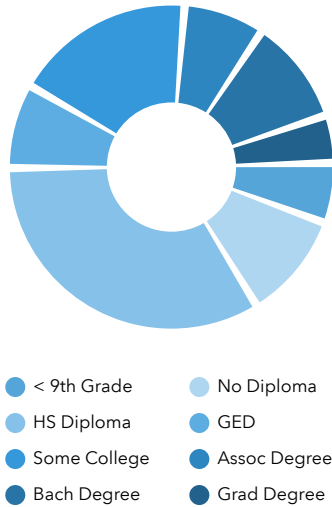
Home Ownership



Housing: Year Built



Educational Attainment



Commute Time: Minutes

