

COMMUNITY PROFILE

Hardeman County, TN
Geography: County

25,083	-0.66%	2.35	55.4	40.4	\$45,257	\$113,178	\$90,444	18.3%	63.4%	18.3%
Population Total	Population Growth	Average HH Size	Diversity Index	Median Age	Median HH Income	Median Home Value	Median Net Worth	Age <18	Age 18-64	Age 65+



17.8%
Services

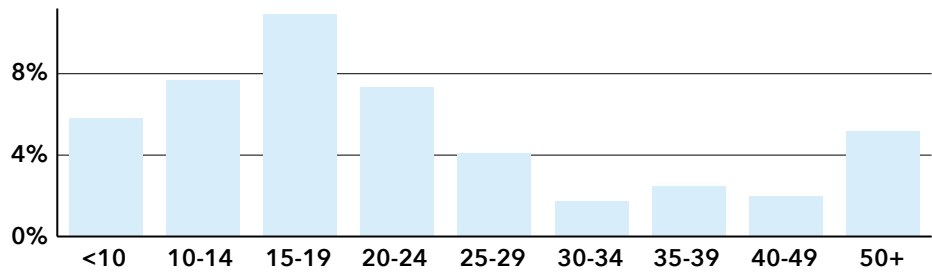


37.4%
Blue Collar

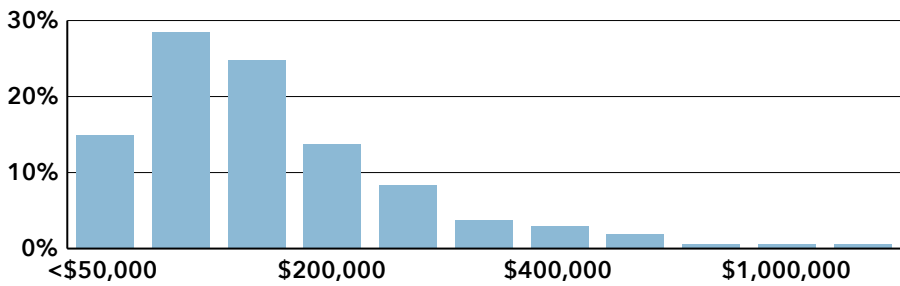


44.7%
White Collar

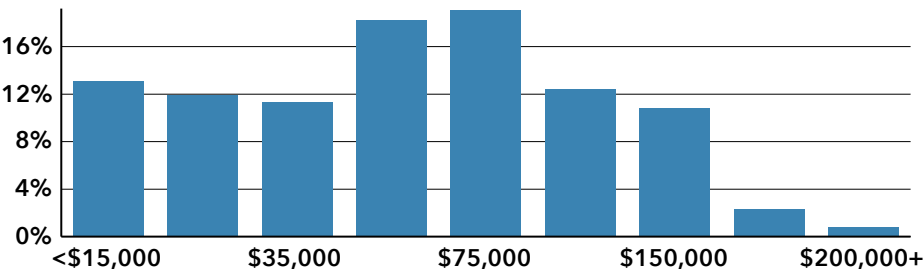
Mortgage as Percent of Salary



Home Value



Household Income

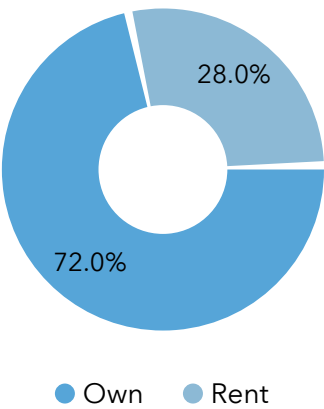


Age Profile: 5 Year Increments

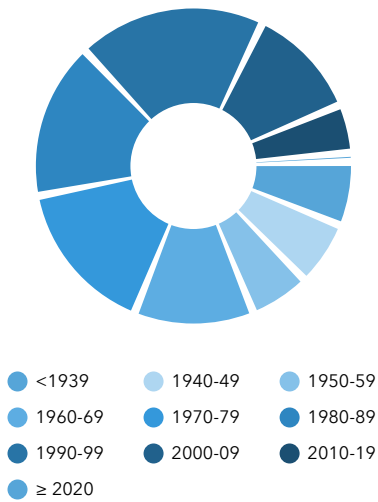


Dots show comparison to Tennessee

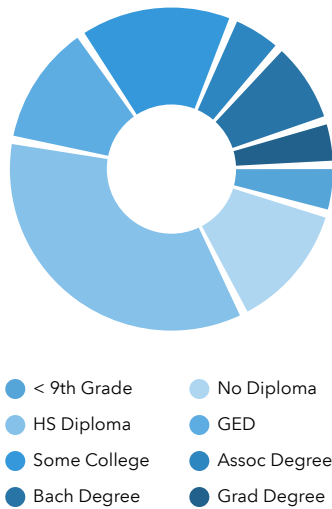
Home Ownership



Housing: Year Built



Educational Attainment



Commute Time: Minutes

